



**KV Custom
Windows + Doors**



Windows



PVC Wood Steel Fibreglass





A great window, door or patio door begins with experience, knowledge and most of all, passion.

Our team is passionate about artistry and craftsmanship. Every member not only has this passion, but is backed by years of experience.

Our job doesn't feel like work, because we do what we love – build beautiful windows and doors. No two are the same. Each has the personality and design requirements of the home it's being installed in, varying in design, colour and detail. And that's why our work is so close to our heart.

Choose KV Custom Windows + Doors for a design that will complement the architectural feel of your home and your personal style.

TABBLE OF CONTENTS



01
W

Window Styles

- 08. Casement
- 10. Awning
- 12. High Profile Fixed
- 13. Low Profile Fixed
- 14. Double Hung
- 16. Single Hung
- 18. Double Tilt Slider
- 20. Single Tilt Slider
- 22. Double Lift Out Slider
- 24. Single Lift Out Slider
- 26. Hung Slider Fixed
- 27. Basement Window

02
SW

Specialty Window Collections

- 30. Architectural Shaped Windows
- 32. Bay Windows
- 33. Bow Windows
- 34. Northern Wood Collection

03
OA

Window Options & Accessories

- 38. Glass Features
- 40. Internal Grills
- 41. Simulated Divided Lites
- 42. Decorative Brickmolds
- 43. Jamb Extensions
- 44. PVC Jamb Extensions
- 45. PVC Interior Casing
- 46. KV Colour Options
- 48. Technology
- 50. Condensation

Every window is built with care.

Our Window Styles combine efficiency, craftsmanship and beauty that will complement your home inside and out. We provide a wide variety of options and styles to help fit your needs.

01

⁰¹
WS

Window Styles



WS01



What are Casement Windows?

Casement windows are hinged on the vertical side so they conveniently open outward to maximize air venting while minimizing the impact on your indoor space.




Nesting Operating Handle



Multi-Point Lock



Adjustable Stainless Steel Hinges



KEY FEATURES

1. Fusion-welded corners on frame and sash maximize its strength and stability
2. Premium Black "S" Class Super Spacer® and full 7/8" Insulating Glass with Low E and Argon standard (1 3/8" triple glazing optional)
3. Nesting operators provide smooth and easy operation for the life of the window; operating handle has sleek contoured lines
4. Triple-seal weather-stripping and step-down frame design protect against air and water penetration
5. Tape glazing system and a co-extruded flexible seal on sash exterior protect against leaks and promote structural strength
6. Frame depths available in: 3 1/4" and 4 5/8"

Awning

Window Styles

WWS02



What are Awning Windows?

Awning windows are hinged on the horizontal side, perfect for rainy days as the outward opening will keep the water out.

Awning

Window Styles



Fusion-Welded Corners on Frame and Sash



Multi-Chambered Frame and Sash



Heavy-Duty Roll Form Aluminum Screen Bar



KEY FEATURES

1. Fusion-welded corners on frame and sash maximize its strength and stability
2. Premium Black "S" Class Super Spacer® and full 7/8" Insulating Glass with Low E and Argon standard (1 3/8" triple glazing optional)
3. Nesting operators provide smooth and easy operation for the life of the window; operating handle has sleek contoured lines
4. Triple-seal weather-stripping and step-down frame design protect against air and water penetration
5. Tape glazing system and a co-extruded flexible seal on sash exterior protect against leaks and promote structural strength
6. Frame depths available in: 3 1/4" and 4 5/8"

High Profile Fixed

Window Styles



What are High Profile Fixed Windows?

High Profile Fixed windows are stationary windows that match the Casement and Awning mainframe sightlines.

KEY FEATURES

1. Fusion-welded corners on frame maximize its strength and stability
2. Premium Black "S" Class Super Spacer® and full 7/8" Insulating Glass with Low E and Argon standard (1 3/8" triple glazing optional)
3. Tape glazing system and a co-extruded flexible seal on frame exterior guard against leaks and maximize structural integrity
4. Hidden exterior drainage system eliminates unattractive drain hole covers (not shown)
5. Main frame sightlines of the High Profile Fixed match our Casement and Awning Windows
6. Frame depths available in: 3 1/4" and 4 5/8"

Low Profile Fixed

Window Styles



What are Low Profile Fixed Windows?

Low Profile Fixed windows are windows with a narrower frame that does not match any other window. Low Profile Fixed windows are used to maximize sunlight, create contemporary designs and are bendable for curved shapes.

KEY FEATURES

1. Fusion-welded corners on frame maximize its strength and stability
2. Premium Black "S" Class Super Spacer® and full 7/8" Insulating Glass with Low E and Argon standard (1 3/8" triple glazing optional)
3. Tape glazing system and a co-extruded flexible seal on frame exterior guard against leaks and maximize structural integrity
4. Hidden exterior drainage system eliminates unattractive drain hole covers
5. Main frame sightlines of the Low Profile Fixed increase glass area to bring in more natural light
6. Frame depths available in: 3 1/4" and 4 5/8"

Double Hung

Window Styles

WS05



What are Double Hung Windows?

Double Hung windows are coil-balanced to open and close smoothly with both sashes tilting inwards for easy cleaning.

Double Hung

Window Styles



Die Cast Lock and Closed Back Keeper




Recessed Tilt Latches



Night Lock



Double Wall Pull Rail



KEY FEATURES

1. Fusion-welded corners on frame and sash maximize its strength and stability
2. Premium Black "S" Class Super Spacer® and full 7/8" Insulating Glass with Low E and Argon standard (1 3/8" triple glazing optional)
3. Die cast lock and closed back keeper offer superior strength at interlock point
4. Interior pocket has a bulb seal design to eliminate air infiltration
5. Tape glazing system and a co-extruded flexible seal on sash exterior guard against leaks and maximize structural integrity
6. Triple-seal weather-stripping design for protection against air and water penetration
7. Constant force sash balance system enables sash to operate effortlessly
8. Common exterior design for a unified exterior look when combining all vertical & horizontal sliders with a Hung Slider Fixed
9. Frame depths available in: 3 1/4" and 4 5/8"

Single Hung

Window Styles

WVS06



What are Single Hung Windows?

Single Hung windows are coil-balanced to open and close smoothly with the top sash fixed and the bottom sash tilting inwards for easy cleaning.

Single Hung

Window Styles



Fusion-Welded Corners on Frame and Sash




Multi-Chambered Frame and Sash



Recessed Tilt Latches



Double Wall Pull Rail



KEY FEATURES

1. Fusion-welded corners on frame and sash
2. Premium Black "S" Super Spacer® and full 7/8" Insulating Glass with Low E and Argon standard
3. Die cast lock and closed back keeper offer superior strength at interlock point
4. Interior pocket has a bulb seal design to block out water
5. Tape glazing system and a co-extruded flexible seal on sash exterior guard against leaks and maximize structural integrity
6. Triple-seal weather-stripping design for protection against air and water penetration
7. Constant force sash balance system enables sash to operate effortlessly
8. Common exterior design for a unified exterior look when combining all vertical & horizontal sliders with a Hung Slider Fixed
9. Frame depths available in: 3 1/4"

Double Tilt Slider

Window Styles

WS07



What are Double Tilt Slider Windows?

Double Tilt Slider windows allow both sash to tilt inwards for easy cleaning. One sash glides smoothly over another to offer maximum ventilation without obstructing your view.

Double Tilt Slider

Window Styles



Die Cast Lock and Closed Back Keeper



Recessed Tilt Latches



Night Lock



Instant Locking Pivot Shoe



KEY FEATURES

1. Fusion-welded corners on frame and sash for structural integrity
2. Premium Black "S" Class Super Spacer® and full 7/8" Insulating Glass with Low E and Argon standard (1 3/8" triple glazing optional)
3. Die cast lock and closed back keeper offer superior strength at interlock point
4. Triple-seal weather-stripping design for protection against air and water penetration
5. Multi-chambered extrusion designed for maximum energy efficiency, strength and insulation
6. Double-walled, contoured pull rail for strength and ease of use
7. Common exterior design for a unified exterior look when combining all vertical & horizontal sliders with a Hung Slider Fixed
8. Instant locking shoe creates a safe point to tilt the sash in, limiting the chance of sash slip
9. Frame depths available in: 3 1/4" and 4 5/8"

Single Tilt Slider

Window Styles

WS08



What are Single Tilt Slider Windows?

Single Tilt Slider windows allow one sash to tilt inwards for easy cleaning. One sash glides smoothly over another to offer maximum ventilation without obstructing your view.

Single Tilt Slider

Window Styles



Fusion-Welded Corners on Frame and Sash



Multi-Chambered Frame and Sash



Instant Locking Pivot Shoe



KEY FEATURES

1. Fusion-welded corners on frame and sash for structural integrity
2. Premium Black "S" Class Super Spacer® and full 7/8" Insulating Glass with Low E and Argon standard
3. Die cast lock and closed back keeper offer superior strength at interlock point
4. Triple-seal weather-stripping design for protection against air and water penetration
5. Multi-chambered extrusion designed for maximum energy efficiency, strength and insulation
6. Double-walled, contoured pull rail for strength and ease of use
7. Common exterior design for a unified exterior look when combining all vertical & horizontal sliders with a Hung Slider Fixed
8. Instant locking shoe creates a safe point to tilt the sash in, limiting the chance of sash slip
9. Frame depths available in: 3 1/4"

Double Lift Out Slider

Window Styles

WS09



What are Double Lift Out Slider Windows?

Double Lift Out Slider windows lift out for easy cleaning inside the home with both sashes lifting up and out.

Double Lift Out Slider

Window Styles



Die Cast Lock and Closed Back Keeper




Recessed Tilt Latches



Night Lock



Double Wall Pull Rail



KEY FEATURES

1. Multi-chambered extrusion designed for maximum energy efficiency, strength and insulation
2. Premium Black "S" Class Super Spacer® and full 7/8" Insulating Glass with Low E and Argon standard (1 3/8" triple glazing optional)
3. Die cast lock and closed back keeper offer supreme strength at interlocking point
4. Triple-seal weather-stripping design for protection against air and water penetration
5. Operable sashes designed to lift out for easy cleaning (Double Lift Out both sashes, Single Lift Out interior sash only)
6. Double-walled, contoured pull rail for strength and ease of use
7. Nylon rollers with brass ball bearing axle
8. Common exterior design for a unified exterior look when combining all vertical & horizontal sliders with a Hung Slider Fixed
9. Frame depths available in: 3 1/4" and 4 5/8"

Single Lift Out Slider

Window Styles

WS10



What are Single Lift Out Slider Windows?

Single Lift Out Slider windows lift out for easy cleaning inside the home with one sash lifting up and out.

Single Lift Out Slider

Window Styles



Fusion-Welded Corners on Frame and Sash




Multi-Chambered Frame and Sash



Nylon Rollers



Double Wall Pull Rail



KEY FEATURES

1. Multi-chambered extrusion designed for maximum energy efficiency, strength and insulation
2. Premium Black "S" Class Super Spacer® and full 7/8" Insulating Glass with Low E and Argon standard
3. Die cast lock and closed back keeper offer supreme strength at interlocking point
4. Triple-seal weather-stripping design for protection against air and water penetration
5. Operable sashes designed to lift out for easy cleaning (Double Lift Out both sashes, Single Lift Out interior sash only)
6. Double-walled, contoured pull rail for strength and ease of use
7. Common exterior design for a unified exterior look when combining all vertical & horizontal sliders with a Hung Slider Fixed
8. Nylon rollers with brass ball bearing axle
9. Frame depths available in: 3 1/4"

Hung Slider Fixed

Window Styles



What are Hung Slider Fixed Windows?

Hung Slider Fixed windows are a fixed window that match all horizontal and vertical slider main frame sightlines. Combine the Hung Slider Fixed with any operating Hung or Slider for a clean symmetrical finish.

KEY FEATURES

1. Fusion-welded corners on frame maximize its strength and stability
2. Premium Black "S" Class Super Spacer® and full 7/8" Insulating Glass with Low E and Argon standard (1 3/8" triple glazing optional)
3. Tape glazing system and a co-extruded flexible seal on frame exterior guard against leaks and maximize structural integrity
4. Hidden exterior drainage system eliminates unattractive drain hole covers (not shown)
5. Main frame sightlines of the Hung Slider Fixed match all KV vertical and horizontal sliders (excluding basement window)
6. Frame depths available in: 3 1/4" and 4 5/8"

Basement Window

Window Styles



What are Basement Windows?

Basement windows are custom designed to accommodate any basement window opening. A combination of custom options, accessories and colours work together to create the best window for you.

KEY FEATURES

1. Frame and sash are multi-chambered for strength and insulation
2. Premium Black "S" Class Super Spacer® and full 11/16" Insulating Glass with Low E and Argon standard
3. Die cast lock and closed back keeper offer supreme strength at interlocking point
4. Triple-seal weather-stripping design for protection against air and water penetration
5. Operable sashes designed to lift out for easy cleaning
6. Sash glides on a Euroglide style rail creating a smooth operation
7. Frame depths available in: 3 1/4"

High quality premium styles.


Our Specialty Window Collection feature high quality designs that are customized to suit your beautiful home.



Specialty Window Collections



SW01



SW01



What are Architectural Shaped Windows?

Architectural Shaped windows are custom shaped windows that can take on a variety of shapes and angles to elevate your home to distinction.

KEY FEATURES

1. All KV Architectural Shaped windows are available in custom sizes, options, colours and accessories
2. Fusion-welded corners on frame maximize its strength and stability
3. Premium Black "S" Class Super Spacer® and full 7/8" Insulating Glass with Low E and Argon standard (1 3/8" triple glazing optional)
4. Tape glazing system and a co-extruded flexible seal on frame exterior guard against leaks and maximize structural integrity
5. Concealed exterior drainage
6. All shaped windows can be custom made using High or Low Profile Fixed windows to create the look you desire (limitations apply)
7. Frame depths available in: 3 1/4" and 4 5/8"

SW02

What are Bay Windows?

Bay windows project outwards from the wall offering a grand viewing area. Windows can be transformed into a Walk-In Bay or a Sit-Down Bay as an area to enjoy the sun.



KEY FEATURES

1. All KV Bay windows are available in custom sizes, options, colours and accessories
2. All KV Bay windows are available in 30, 45, 90 degree standard angles
3. All KV Bay windows can also be manufactured with custom degree angles
4. Premium Black "S" Class Super Spacer® and full 7/8" Insulating Glass with Low E and Argon standard (1 3/8" triple glazing optional)
5. All KV Bay windows can be configured using all styles of windows and with 3 1/4" and 4 5/8" frame depths
6. All KV Bay windows come with optional head & seat applications in a variety of different woods

SW02

What are Bow Windows?

Bow windows are commonly seen in a series of four or five, sweeping the outside of a wall. Windows can be stationary, operating or any combination and designed as a window seat, breakfast nook, or plant ledge.



KEY FEATURES

1. All KV Bow windows are available in custom sizes, options, colours and accessories
2. All KV Bow windows are available in 10 & 15 degree standard angles
3. All KV Bow windows can also be manufactured with custom degree angles
4. Premium Black "S" Class Super Spacer® and full 7/8" Insulating Glass with Low E and Argon standard (1 3/8" triple glazing optional)
5. All KV Bow windows can be configured using all styles of windows and with 3 1/4" and 4 5/8" frame depths
6. All KV Bow windows come with optional head & seat applications in a variety of different woods

Northern Wood Collection

SW03



What are Northern Wood Collection Windows?


The Northern Wood Collection provides a sense of authenticity to your home. Offering real wood that can be finished in pine or oak, the Northern Wood Collection come in Casement, Awning, High Profile and Low Profile Picture windows. All windows can be customized with various options such as exterior colours and interior wood jamb extensions.

Enjoy a high quality maintenance-free vinyl window with curb appeal for the outside while showcasing the beauty and warmth of wood on the inside of your home.



Northern Wood Collection

Specialty Window Collection



► The colours shown are for representation only.

Stylish additions for your home.

Our KV Custom Windows come with various options and accessories to add the perfect detail to your home.

03

⁰³
0A

Window Options & Accessories



OA01



Add flair or privacy to your windows with our collection of textured glass options. With eye-catching patterns, accents and colours, you can find the right combination to flaunt your personality. Please see your local KV Dealer for full range of textured glass options.

PRIVACY SCALE



Pinhead

8



Sandblast

8




Glue Chip

6




Chinchilla

7




Granite

7




Niagara

6




Clear Water

1



Narrow Reeded

7



Chord

7



Internal Grills

The Internal Grills are timeless designs on a window using horizontal and vertical bars that separate the windows into panes. In addition to having the largest selection of grills, KV Custom Windows + Doors can also create a customized grill pattern to perfectly fit your home.

Flat 1/4" x 5/8"




Flat 1/4" x 1"



Georgian 3/8" x 3/4"



Georgian 3/8" x 1"



Rectangle 1/4" x 5/16"



Pencil 1/4" x 5/16"



Simulated Divided Lites

Simulated Divided Lites add a unique, transitional or traditional look to a home while ensuring modern energy efficiency and performance. A Simulated Divided Lite is when a window has grills attached to the inside and outside of the glass.

1 1/8" Contoured Casement SDL



1 1/8" Beveled Casement SDL



1 1/8" Contoured Hung/Slider SDL




1 1/8" Beveled Hung/Slider SDL



2" Beveled SDL (Casement, Awning, High Profile Fixed, Low Profile Fixed only)



2" Contoured SDL



► Talk to your local KV Dealer about paint options to match your window colour.

Decorative Brickmolds

These exterior accessories will add even more beauty, value and efficiency to an already outstanding window.

1/4" Flush



2" Stepped



7/8" Standard



2 1/2" Siding



1 1/4" Standard



3 1/2" Stepped



1 1/4" Siding



3 1/2" Contoured



1 1/4" Contoured



Nailing Fins

A Nail Fin is installed on the exterior side of the window to secure the window.

1 1/8" Set Back



Flush



► For our complete list of exterior accessories, please contact your local KV Dealer.


Jamb Extensions

Jamb extensions allow the windows to fit perfectly within the opening. KV Custom Windows + Doors has a variety of jamb extensions to fit your style and functional needs. With the widest range of depths available in the industry, KV can customize any jamb depth you require.


2 3/8" FJP Primed



2 3/8" Vinyl Wrapped




3 3/8" FJP Primed




3 3/8" Vinyl Wrapped



4 9/16" FJP Primed




4 9/16" Vinyl Wrapped



7 1/2" FJP Primed



7 1/2" Vinyl Wrapped



► Talk to your local KV Dealer about paint options to match your window colour.

PVC Jamb Extensions

KV Custom Windows + Doors offers a variety of PVC Jamb Extension options. These extension options provide a low-maintenance choice for homeowners where they do not need to worry about moisture build up. Moisture or condensation can simply be wiped off!

1 3/8"



▶ Combine one of the PVC Jamb Extensions with an interior casing of your choice to create a complete, maintenance-free interior package.

2"



3 3/8"



▶ Talk to your local KV Dealer about paint options to match your window colour.

6" PVC Foam



Foam Jamb Extension

Our 6" PVC foam jamb extension is designed to accommodate any area with high moisture or the requirement of a shape. Our foam extension can be cut to size to accommodate any depth from 1" to 6".

▶ Talk to your local KV Dealer about paint options to match your window colour.

PVC Interior Casing

KV Custom Windows + Doors offers a variety of PVC interior casing options to match the style you are looking for. These casing options provide a low-maintenance choice for homeowners where they do not need to worry about moisture build up. Moisture or condensation can simply be wiped off!

2 5/8" PVC Casing with Optional Corner Block



2 5/8" PVC Contemporary Casing with Optional Corner Block



3 3/8" PVC Casing with Optional Corner Block



3 3/8" PVC Contemporary Casing with Optional Corner Block.



KV | COLOURS

Express yourself through colour

Choose from 38 Standard Paint Finishes for the interior and exterior of your window. We will match any paint colour you desire. We use a premium paint formula for fade resistance and colour retention. Our water-based paints are environmentally responsible.



KV | COLOURS

Refer to the KV Colour Chart for all KV Standard Colours & Custom Colour Options.



Disclaimer: The colours shown are for representation only. Please consult a local KV Dealer for the KV colour chart to obtain accurate colours.

KV Custom Windows + Doors proudly offers beautifully designed products with state-of-the-art technology, providing your home with the pinnacle of energy, security and longevity.

Thermal Insulation

Protection from outside temperatures.

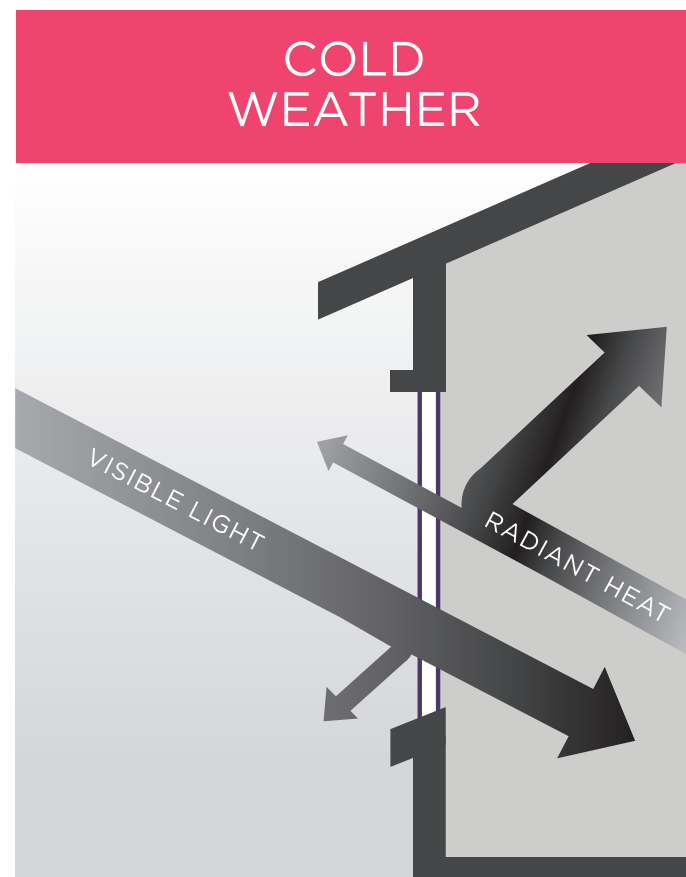
Low E Coating is an applied metallic coating that provides added protection against harmful UV rays and keeps your home insulated against energy loss during all seasons. The layers of transparent silver allow the glass to reject the sun's heat in the summer and reflect furnace heat back into your home in the winter.

Argon Gas is an inert, low moving gas that gives the best thermal performance possible. By replacing the air between the panes of a glass unit with Argon Gas heat loss is prevented.

Low E coatings and Argon Gas are standard on all KV Windows, Entrance Doors, and Patio Doors, creating the most balanced energy performance for both winter heatings and summer cooling.

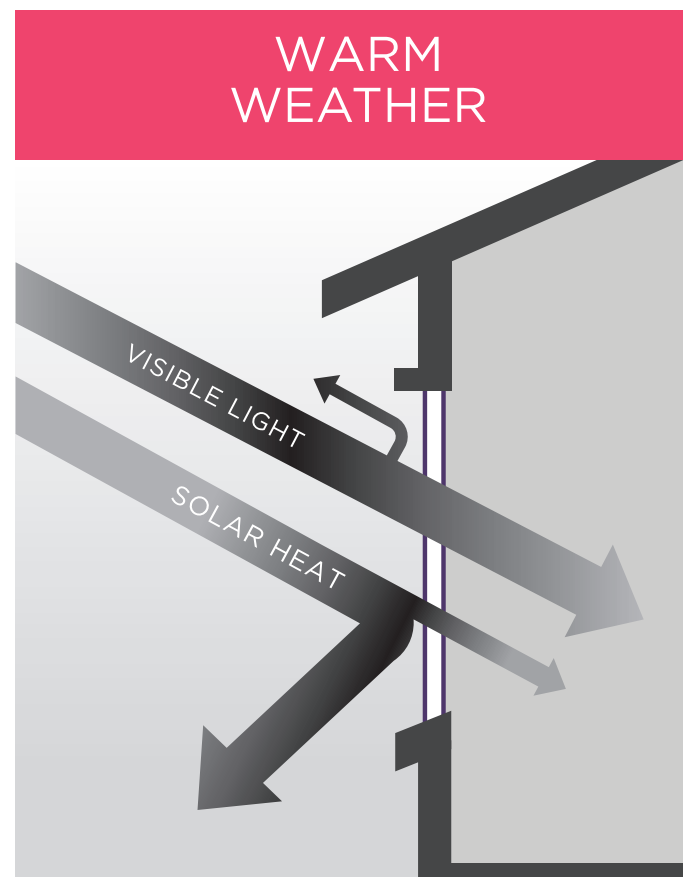
Cold Weather

Radiant heat is kept inside your home during winter.



Warm Weather

UV is reflected back out in the summer.



KV Lifetime Warranty

So you can relax.

KV Custom Windows + Doors takes pride in offering our customers an industry leading "Limited Lifetime fully Transferrable" warranty. We give every Window, Entrance Door, and Patio Door our undivided attention and warrant that our products will be free of any material or manufacturing defects. We offer our Lifetime Warranty on solid PVC white and cream colours against blistering, peeling, flaking, cracking or fading. Windows and Doors with exterior paint have a 15-year warranty.



See your local KV Dealer for full details of the KV Warranty or to obtain a copy of the KV Warranty Certificate.

The Energy Star Program

Energy efficiency at its best.

The Energy Star Program helps homeowners make educated choices when purchasing a new Window, Patio Door or Entrance Door doorlite. KV Custom Windows + Doors meets or exceeds in all of Canada's four regions and offers maximum insulation during the coldest winters, hottest summers, and every day in between. Our products meet the Energy Star program guidelines for helping businesses and individuals protect the environment through the superior energy efficiency.



Protecting the environment

Making a positive impact on the planet.

At KV Custom Windows + Doors, we are proactive in controlling waste by recycling all unused raw materials in our manufacturing processes, including PVC, steel, fiberglass, glass, paper and cardboard. We also partner with Vision Extrusion & Cardinal to design new products that help reduce in-home energy costs.



KV Custom Windows + Doors values being innovative and are always searching for solutions to make life easier for customers. KV Custom Windows + Doors provides customers with industry leading products that reduce the amount of maintenance required in their home.

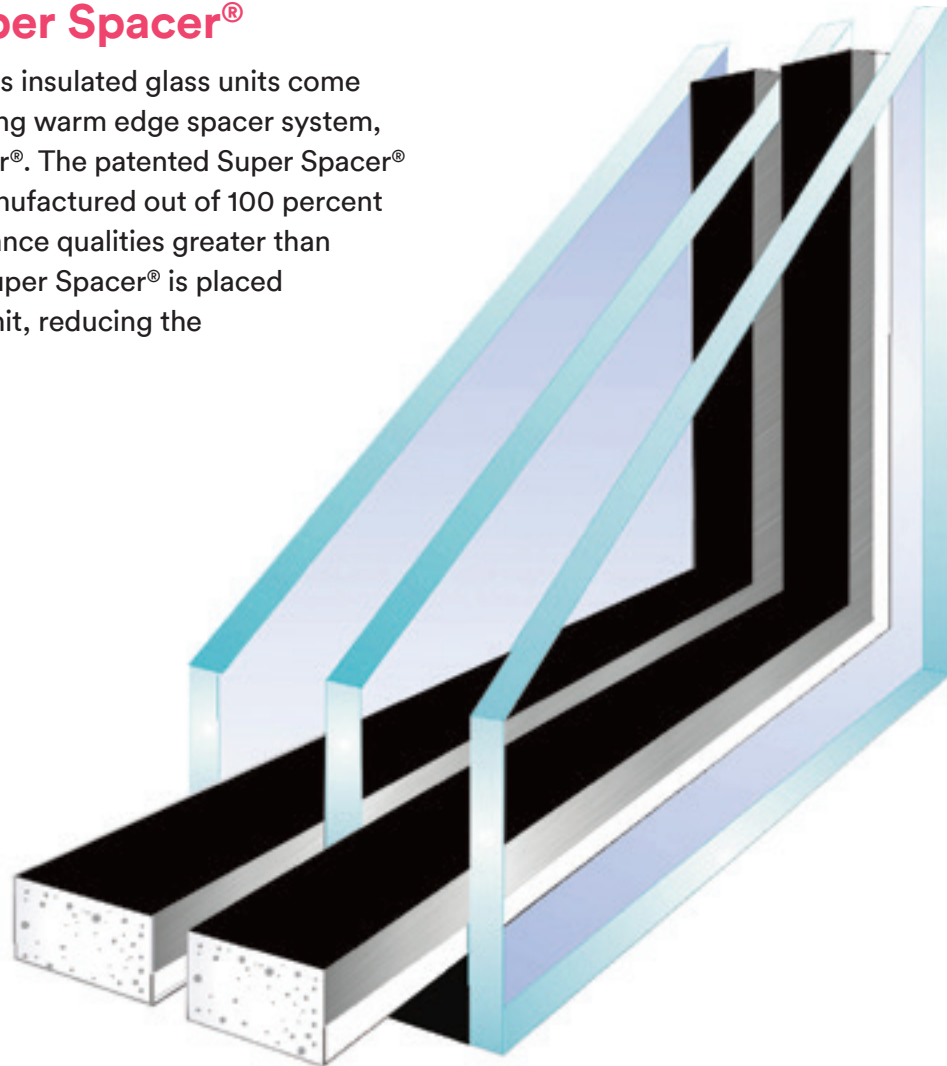
What is Condensation?

Condensation is the formation of moisture that appears on the inside surface of a Window, Patio Door or Entrance Door. It often occurs in winter when the warm air inside the house is a higher temperature than the colder air outside. The higher the moisture levels in the air inside the house, or the colder the temperatures outside, the heavier the condensation.

Condensation occurs first around the edge of the glass unit, where surface temperature are coldest. If a standard "aluminum" spacer exists, condensation will form on the glass edge when temperatures fall, even if there is minimal humidity indoors.

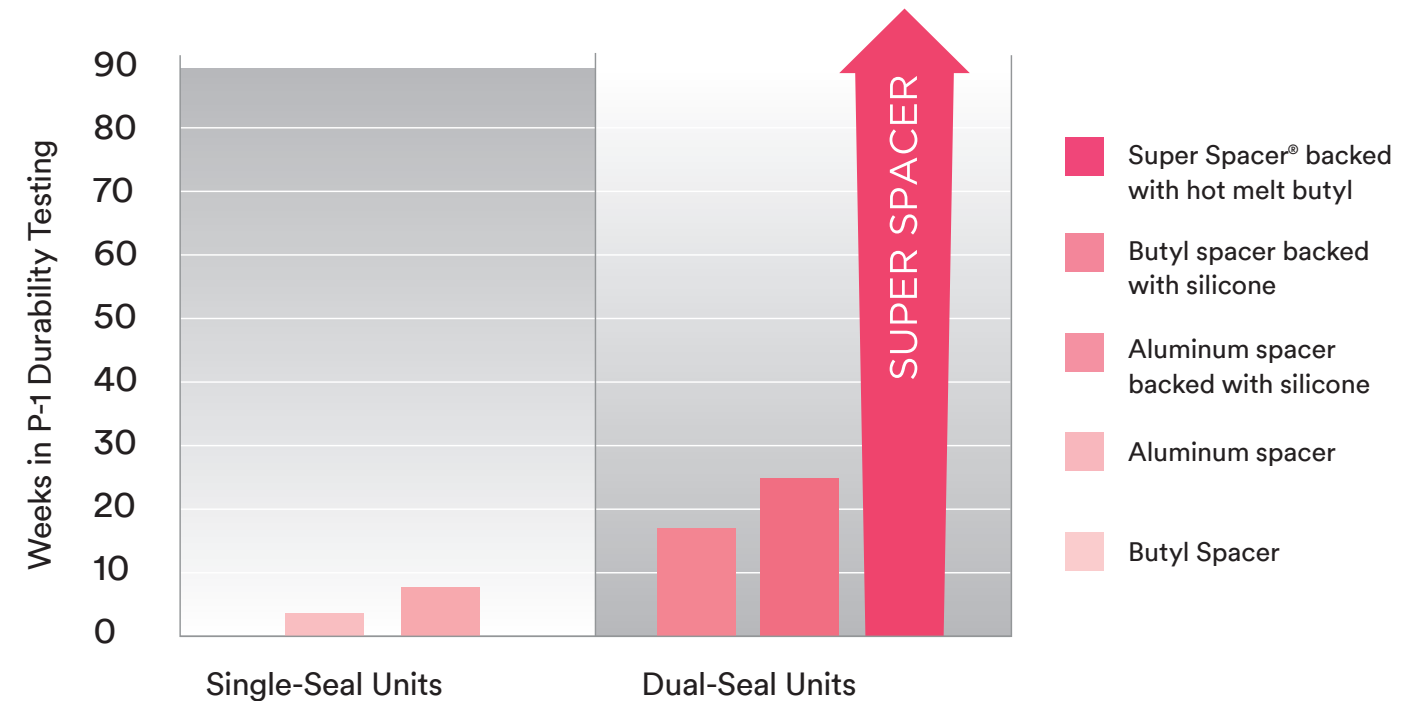
Black "S" Class Super Spacer®

All KV Custom Windows + Doors insulated glass units come standard with the industry leading warm edge spacer system, the Black "S" Class Super Spacer®. The patented Super Spacer® is the only non-metal spacer manufactured out of 100 percent polymer foam offering performance qualities greater than any other spacer system. The Super Spacer® is placed around the edges of the glass unit, reducing the occurrence of condensation.



Strength Classification

The Super Spacer® has been tested using the toughest durability test, the P-1 chamber. Tests are done on a weekly basis, consisting of bombarding KV's windows and doors with humidity and UV exposure.



Let's talk

We welcome the opportunity to provide you with more information about the benefits of the Black "S" Class Super Spacer®, and how it minimizes the occurrence of condensation in your glass units today, tomorrow and for the life of your KV's windows and doors.

Please contact your local KV Dealer to better understand your insulated glass options.



kvcustomwd.com



**KV Custom
Windows + Doors**



40 Graniteridge Road, Unit 2, Vaughan, ON L4K 5M8 Canada
T 1.855.661.3667 F 1.855.661.3662 kvcustomwd.com